



## Drugs, Brains and HIV

The Science of Behavioral Health and HIV


Melvin Smith, 03/20/17

## HIV/AIDS Early Intervention Services

- **HIV/AIDS Early Intervention Services**
- While more people today are living with HIV, many are still unaware of their infection and are at risk of transmitting the disease to others. Through early intervention, by getting tested, individuals can help reduce the rate of infections. Early intervention services are available to individuals in alcohol and drug abuse treatment and recovery programs to help prevent people from transmitting HIV or being infected.
- **Available Services:**
- Short term counseling for individuals and families
- Educational activities to groups
- Oral Rapid HIV testing to individuals, including pre- and post-test counseling
- Referrals to social and medical services
- Ongoing training activities to increase the knowledge of HIV and AIDS for professional staff at each alcohol and drug abuse treatment service provider and recovery support provider as well as public upon request


## Total Number of Oral Rapid Test

	Goal #1: Document the number of individuals tested using the oral rapid test through your SAPT HIV EIS funded program. Enter the number of individuals tested.				
Row Labels	Sum of Q1	Sum of Q2	Sum of Q3	Sum of Q4	Sum of YTD
Buffalo Valley	180	171	190	226	767
Chattanooga Cares	170	162	189	168	689
Children and Family Services	55	105	112	78	350
Cocaine Alcohol Awareness Program	83	123	115	125	446
Frontier Health	143	79	95	0	317
Helen Ross McNabb	190	115	255	294	854
Meharry Medical College	75	129	180	37	421
Nashville Cares	151	187	144	190	672
Serenity Recovery Centers, Inc.	183	234	149	99	665
<b>Grand Total</b>	<b>1230</b>	<b>1305</b>	<b>1429</b>	<b>1217</b>	<b>5181</b>




## Preliminary Positive Test

	Goal #3: Document the total number of HIV tests which were preliminary positive for HIV. Enter the number of Positive HIV Tests.				
Row Labels	Sum of Q1	Sum of Q2	Sum of Q3	Sum of Q4	Sum of YTD
Buffalo Valley	0	0	0	0	0
Chattanooga Cares	0	0	0	0	0
Children and Family Services	0	0	0	0	0
Cocaine Alcohol Awareness Program	0	0	0	0	0
Frontier Health	0	1	0	0	1
Helen Ross McNabb	0	0	0	0	0
Meharry Medical College	0	0	0	0	0
Nashville Cares	0	0	0	0	0
Serenity Recovery Centers, Inc.	1	0	0	0	1
<b>Grand Total</b>	<b>1</b>	<b>1</b>	<b>0</b>	<b>0</b>	<b>2</b>




## Number of Outreach Sessions

	Goal #6: Document the number of Outreach Sessions that occurred and the number of individuals receiving the Services. (A&D Treatment and Recovery Facilities). Enter the number of Outreach Sessions.				
Row Labels	Sum of Q1	Sum of Q2	Sum of Q3	Sum of Q4	Sum of YTD
Buffalo Valley	39	38	45	52	174
Chattanooga Cares	9	4	4	5	22
Children and Family Services	7	4	7	6	24
Cocaine Alcohol Awareness Program	9	12	12	9	42
Frontier Health	9	7	12	8	36
Helen Ross McNabb	5	3	13	15	36
Meharry Medical College	65	58	52	27	202
Nashville Cares	31	34	42	39	146
Serenity Recovery Centers, Inc.	22	25	21	12	80
<b>Grand Total</b>	<b>196</b>	<b>185</b>	<b>208</b>	<b>173</b>	<b>762</b>




## Number of Individual Receiving Outreach Services

	Goal #6: Document the number of Outreach Sessions that occurred and the number of individuals receiving the Services. (A&D Treatment and Recovery Facilities). Enter the number of Individuals Served.				
Row Labels	Sum of Q1	Sum of Q2	Sum of Q3	Sum of Q4	Sum of YTD
Buffalo Valley	553	421	830	1097	2901
Chattanooga Cares	977	292	700	477	2446
Children and Family Services	52	77	33	42	204
Cocaine Alcohol Awareness Program	114	123	149	109	495
Frontier Health	293	450	252	275	1270
Helen Ross McNabb	330	115	612	523	1580
Meharry Medical College	698	547	564	195	2004
Nashville Cares	303	311	318	318	1250
Serenity Recovery Centers, Inc.	277	327	233	155	992
<b>Grand Total</b>	<b>3597</b>	<b>2663</b>	<b>3691</b>	<b>3191</b>	<b>13142</b>




### Number of Short Term Counseling Sessions

Goal #7: Document the number of Short-Term Counseling Sessions that occurred and the number of individuals receiving Short Term Counseling. Enter the number of Short-Term Counseling Sessions.					
Row Labels	Sum of Q1	Sum of Q2	Sum of Q3	Sum of Q4	Sum of YTD
Buffalo Valley	78	70	116	135	399
Chattanooga Cares	262	162	189	168	781
Children and Family Services	55	137	151	105	448
Cocaine Alcohol Awareness Program	83	123	115	125	446
Frontier Health	152	137	254	141	684
Helen Ross McNabb	60	46	40	34	180
Meharry Medical College	75	129	180	37	421
Nashville Cares	250	212	160	200	822
Serenity Recovery Centers, Inc.	104	26	21	12	163
<b>Grand Total</b>	<b>1119</b>	<b>1042</b>	<b>1226</b>	<b>957</b>	<b>4344</b>




### Number of Individuals Receiving Short Term Counseling

Goal #7: Document the number of Short-Term Counseling Sessions that occurred and the number of individuals receiving Short Term Counseling. Enter the number of individuals Served.					
Row Labels	Sum of Q1	Sum of Q2	Sum of Q3	Sum of Q4	Sum of YTD
Buffalo Valley	96	70	116	135	417
Chattanooga Cares	262	162	189	168	781
Children and Family Services	130	177	151	105	563
Cocaine Alcohol Awareness Program	83	123	115	125	446
Frontier Health	152	137	254	141	684
Helen Ross McNabb	60	46	40	34	180
Meharry Medical College	75	129	180	37	421
Nashville Cares	250	212	160	200	822
Serenity Recovery Centers, Inc.	277	327	233	155	992
<b>Grand Total</b>	<b>1385</b>	<b>1383</b>	<b>1438</b>	<b>1100</b>	<b>5306</b>




### Number of Education Activities

Goal #8: Provide the number of Education Activities that occurred and the number of individuals attending the Educational Activities. Enter the number of Education Activities.					
Row Labels	Sum of Q1	Sum of Q2	Sum of Q3	Sum of Q4	Sum of YTD
Buffalo Valley	39	38	42	52	171
Chattanooga Cares	25	17	31	26	99
Children and Family Services	23	17	19	16	75
Cocaine Alcohol Awareness Program	5	9	8	13	35
Frontier Health	17	17	18	19	71
Helen Ross McNabb	85	47	64	68	264
Meharry Medical College	67	67	47	40	221
Nashville Cares	4	3	4	2	13
Serenity Recovery Centers, Inc.	29	26	21	13	89
<b>Grand Total</b>	<b>294</b>	<b>241</b>	<b>254</b>	<b>249</b>	<b>1038</b>




### Number of Individuals Receiving Education Activities

Goal #8: Provide the number of Education Activities that occurred and the number of individuals attending the Educational Activities. Enter the number of individuals Attending.					
Row Labels	Sum of Q1	Sum of Q2	Sum of Q3	Sum of Q4	Sum of YTD
Buffalo Valley	436	432	370	395	1633
Chattanooga Cares	527	290	441	320	1578
Children and Family Services	131	100	135	96	462
Cocaine Alcohol Awareness Program	675	247	400	975	2297
Frontier Health	245	240	225	281	991
Helen Ross McNabb	1161	658	729	934	3482
Meharry Medical College	6477	7758	3744	2375	20354
Nashville Cares	54	58	61	29	202
Serenity Recovery Centers, Inc.	277	327	233	155	992
<b>Grand Total</b>	<b>9983</b>	<b>10110</b>	<b>6338</b>	<b>5560</b>	<b>31991</b>




### Number of Training Provided to A&D Providers

	Goal #9: Provide the number of Training Services to A&D providers. Enter the number of Training Sessions.				
Row Labels	Sum of Q1	Sum of Q2	Sum of Q3	Sum of Q4	Sum of YTD
Buffalo Valley	0	0	0	2	2
Chattanooga Cares	3	1	0	0	4
Children and Family Services	0	0	1	0	1
Cocaine Alcohol Awareness Program	0	3	0	0	3
Frontier Health	0	0	0	0	0
Helen Ross McNabb	12	8	11	13	44
Meharry Medical College	1	1	2	1	5
Nashville Cares	10	15	15	22	62
Serenity Recovery Centers, Inc.	2	9	2	0	13
<b>Grand Total</b>	<b>28</b>	<b>37</b>	<b>31</b>	<b>38</b>	<b>134</b>



### Number of A&D Providers Trained

	Goal #9: Provide the number of individuals attending the Training Services to A&D providers. Enter the number of Individuals Attending.				
Row Labels	Sum of Q1	Sum of Q2	Sum of Q3	Sum of Q4	Sum of YTD
Buffalo Valley	0	0	0	35	35
Chattanooga Cares	10	9	0	0	19
Children and Family Services	0	0	24	0	24
Cocaine Alcohol Awareness Program	0	29	0	0	29
Frontier Health	0	0	0	0	0
Helen Ross McNabb	63	36	76	64	239
Meharry Medical College	10	24	76	9	119
Nashville Cares	12	17	16	17	62
Serenity Recovery Centers, Inc.	22	9	3	0	34
<b>Grand Total</b>	<b>117</b>	<b>124</b>	<b>195</b>	<b>125</b>	<b>561</b>



## FY15-16 HIV Yearly Summary

- The nine HIV Early Intervention Services providers have been trained and technical assistance provided. In 2015-16, there were 5,171 individuals who received the HIV oral rapid test services throughout the state. There were 2 individuals who tested positive for HIV throughout the state. There were 4,344 short-term counseling sessions with 5,306 individual served, we provided 1,038 educational activities with 31,991 individuals served.
- There were 134 training sessions to Alcohol and Drug Providers with 561 individuals served. We continue to monitor contractor's compliance with this requirement.
- The Division of Substance Abuse Services continues to fund nine state-wide agencies regionally, they are strategically located throughout the state with one HIV program located in Upper East TN, another one in East TN, another in one in rural Middle and two located in Middle TN, due to the higher prevalence rates, one in the South East, one in West TN and two in Memphis due to the higher prevalence rates, that provide HIV/AIDS Early Intervention Services and activities as specified by SAPT Block Grant requirements. These services are ongoing and are targeted to persons at risk for contracting and/ or transmitting HIV with a focus on persons with substance abuse/addiction disorders. The Division continues to ensure Early Intervention Services are carried out and conducted according to annual program plans submitted by the agencies and by conducting on-site and off-site monitoring visits. The Division continues to meet regularly with these agencies to discuss service delivery and related issues regarding HIV/AIDS outreach and early intervention services
- Oral rapid tests to 5,171 individuals statewide
- 2 HIV positive individuals statewide
- 4,344 short-term counseling services to 5,306 individuals or families statewide
- 1038 educational activities for 31,991 individuals statewide
- 134 HIV training sessions to Alcohol and Drug Providers with 561 individuals served statewide



## HIV/AIDS Early Intervention Services

- |   |  |
|---|--|
| <ul style="list-style-type: none"> <li>• Frontier Health - Region 1<br/>Sullivan County</li> <li>• Contact: Julie Robinson</li> <li>• Email:<br/><a href="mailto:jrobinson@frontierhealth.org">jrobinson@frontierhealth.org</a></li> <li>• Phone: (423) 224-1310, Fax: (423) 224-1336</li> <li>• 1570 Waverly Road, Kingsport, TN 37664</li> <li>• The Helen Ross McNabb Center, Inc. - Region 2 Knox County</li> <li>• Contact: Melodie Daniels</li> <li>• Email: <a href="mailto:melodie.daniels@mcnabb.org">melodie.daniels@mcnabb.org</a></li> <li>• Phone: (865) 637-9711, Fax: (865) 637-6691</li> <li>• 201 W. Springdale Avenue, Knoxville, TN 37917</li> </ul> | <ul style="list-style-type: none"> <li>• Chattanooga C.A.R.E.S., Inc.</li> <li>• Region 3 Hamilton County</li> <li>• Contact: Williams Adams</li> <li>• Email:<br/><a href="mailto:williamadams@chattanoogaqa.org">williamadams@chattanoogaqa.org</a></li> <li>• Phone: (423) 648-9914, Fax: (423) 756-1223</li> <li>• 1000 East Third Street Suite 300, Chattanooga, TN 37403</li> <li>• Meharry Medical College, Lloyd C. Elam Mental Health Center - Region 4 Davidson County</li> <li>• Contact: Korlu McCainster</li> <li>• Email: <a href="mailto:Kmccainster@mmc.edu">Kmccainster@mmc.edu</a></li> <li>• Phone: (615) 327-6398, Fax (615) 321-2951</li> <li>• 1005 David B. Todd Boulevard, Elam Center, Nashville, TN 37208</li> </ul> |
|---|--|



## HIV/AIDS Early Intervention Services

- Nashville Cares - Region 4  
Davidson County
  - Contact: Jamie Regan
  - Email: [jregan@nashvillecares.org](mailto:jregan@nashvillecares.org)
  - Phone: (615) 259-4866
  - 633 Thompson Lane, Nashville, TN 3720
  
  - Children and Family Services  
Region 6 Tipton County
  - Contact: Mary T. Jones
  - Email: [cfscoving@comcast.net](mailto:cfscoving@comcast.net)
  - Phone: (901) 476-2364
  - 412 Alston Street, Covington, TN 38019
  
  - Buffalo Valley, Incorporated -  
Region 5 Sumner County
  - Contact: Sherri Allen
  - Email: [sherriallen@buffalovalley.org](mailto:sherriallen@buffalovalley.org)
  - Phone: (615) 374-4630, Fax: (615) 374-4630
- Cocaine and Alcohol Awareness, Inc.,  
C.A.A.P. - Region 7 Shelby County
  - Contact: Fatima Stout
  - Email: [fstout@caapincorporated.com](mailto:fstout@caapincorporated.com)
  - Phone: (901) 360-0442, Fax: (901) 224-1336
  - 4041 Knight Arnold Rd., Suite 300,  
Memphis, TN 38118
  
  - Serenity Recovery Centers - Region 7  
Shelby County
  - Contact: Erma Hayslett
  - Email: [erma.hayslett@serenityrecovery.org](mailto:erma.hayslett@serenityrecovery.org)
  - Phone: (901) 521-1131, Fax (901) 528-1272
  - 1094 Poplar Ave., Memphis, TN 38105



Department of Health  
 HIV/AIDS Early Intervention Services